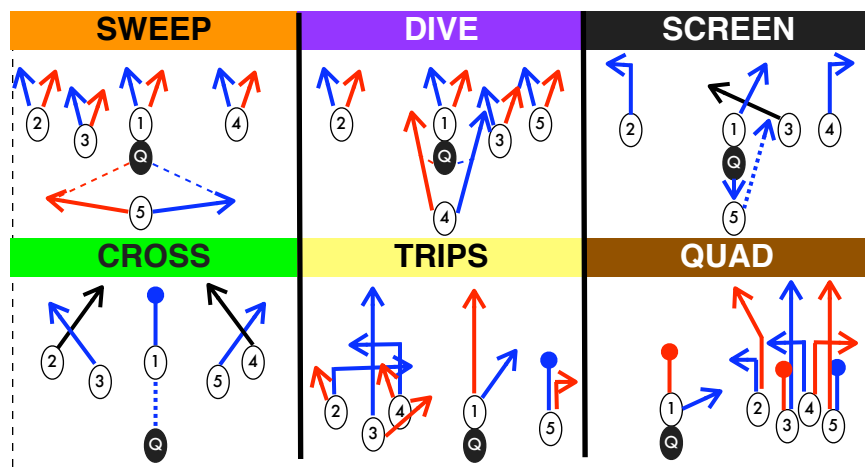


We have created the Play Maker, to hopefully make it easier and simpler to create your own plays to put in your wristbands. We found the ones produced by Upward were often too complex for most players.

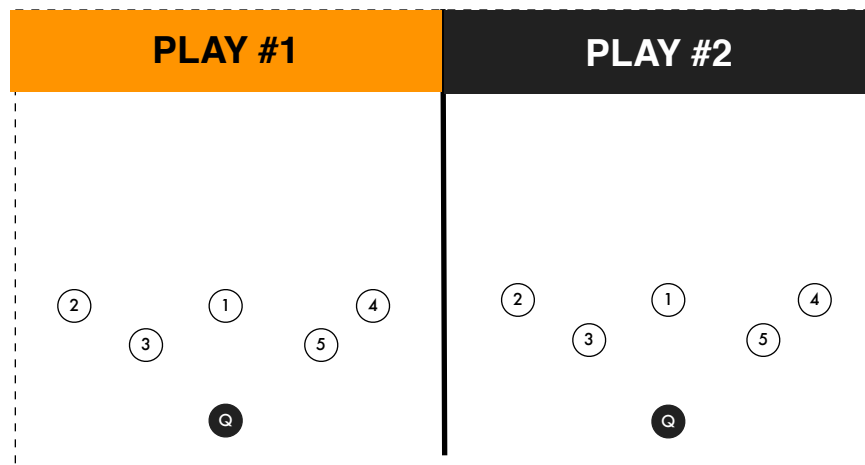
Sample Play Maker

This is a sample Play Maker, meant to be used as an example. This is the approximate size needed to cut out and slide into your players' wristband to view the plays.



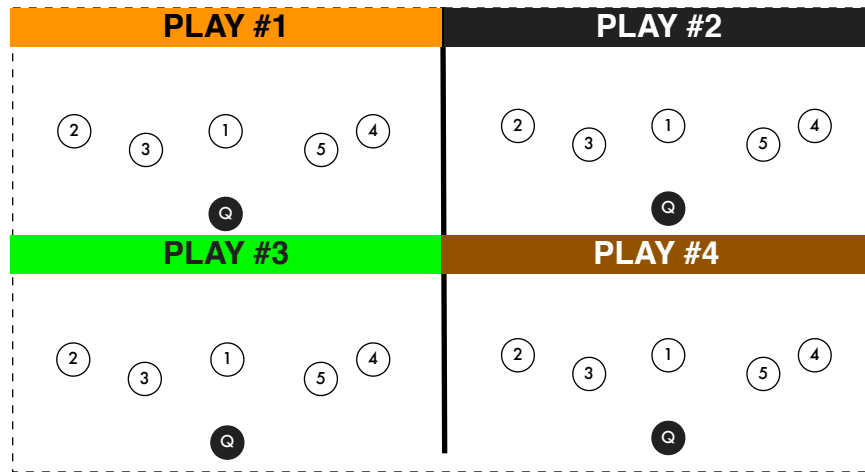
2 Play Options

This is a Play Maker that gives you the option to call 2 plays, or variations of 2 plays. This is great for the younger divisions.



4 Play Options

This is a Play Maker that gives you the option to call 4 plays, or variations of 4 plays. This is great for the middle - older divisions.



6 Play Options

This is a Play Maker that gives you the option to call 6 plays, or variations of 6 plays. This is recommended for older division teams that have a good grasp on play-calling.

